




City of
Whittlesea

Bring on Spring

BRIGHTEN OUR STREETS
WITH ART THAT CONNECTS US

Let's **Bring on Spring** and brighten our streets with artwork created from home. Colour your front windows and yards and bring a smile to your neighbours as they move around our local area!

We'd love to see what you've come up with!


Share a photo or video of your Bring on Spring art, or a fabulous piece you see at  **Whittlesea Unites** or use **#BringonSpringCoW**

HERE'S SOME IDEAS



DRAW A FANTASY GARDEN

Imagine a place you want to be, draw it and put it in your front window for others to enjoy, or laminate it and hang it on your front fence! Can't draw? Tear up and paste pieces of coloured tissue and old wrapping paper or cut pictures from magazines to create a collage. Your garden might include trees, flowers, your pet, yourself, or others... it is your dream!



CREATE A STENCIL

Using cardboard or an empty cereal box, draw a flower or bird or something you enjoy in Springtime. Cut out the shape. Keep the outside in one piece and place it on your driveway then colour in the shape using chalk or water-based paint so the concrete bursts into bloom for passers-by to enjoy. For more ideas visit: home.howstuffworks.com/green-living/homemade-cardboard-stencils.htm




MAKE A BIRD FEEDER

Make a bird feeder from recycled materials and invite birds into your yard! Find instructions here: curiousandgeeks.com/diy-bird-feeders-from-recycled-materials



PLANT SHARE AT THE FRONT OF YOUR HOUSE

Order seeds online and plant them to bring colour to your garden or pot plants then write a note and share your spare seedlings!



MAKE A POM POM

Tie them onto a branch of a tree in your garden or on one on your walks, to let others enjoy early blossoms in many colours. Find instructions here: parade.com/156083/parade/how-to-make-a-pom-pom-in-5-easy-steps



FLOWER SHOW

Place bunches of flowers from your garden on your letterbox for show, or to share with people passing by.



CHALK WALK

Tie a piece of chalk to a stick and draw as you walk, to map your journey and leave a coloured trail for someone else to follow.



SIGNS OF SPRING

Find a quote that lifts your spirits. Make it into a sign and put it in your front yard where passers-by can see it, to remind us that things will improve.




YARN BOMB YOUR FRONT GARDEN

Crochet or knit covers for trees and other objects. If you have a wire fence, weave flowers into the wire or cut coloured plastic bags into strips and use those to weave and create a fast, sustainable, front garden.



MAKE A SCARECROW

Make a scarecrow and put it in your front garden. Use old clothes and stuffing of any sort to create a colourful friend for passers-by. Find instructions here: www.ehow.com/how_8566818_make-easy-scarecrow-kids-children.html



Hello

Spring!

WELCOME TO
WHITTLESEA!