
















LEGEND

-  PROPOSED TREES
-  PROPOSED LOW STOREY VEGETATION
-  PROPOSED CONCRETE PAVING
-  PROPOSED FEATURE PAVING
-  PROPOSED COACHES BOXES
-  PROPOSED ASPHALT PAVING
-  PROPOSED PRAM CROSSING
-  PROPOSED BLACK PVC CHAIN WIRE BALL CATCH NETS
-  PROPOSED LOW BLACK PVC CHAIN WIRE FENCE With 1.5m wide pedestrian access gates and 4.2m wide vehicle access gates.
-  PROPOSED VEHICLE EXCLUSION FENCING With vehicle access gates.
-  PROPOSED GABION WALLS
-  PROPOSED SPORTS FIELD LIGHTING
-  PROPOSED MELBOURNE WATER PITS

NOTES

- 1 SOCCER FIELD #1. 100x64m. Low fence offset 6m from side lines and 9m from goal lines.
- 2 SOCCER FIELD #2. 100x64m. Low fence offset 6m from side lines and 9m from goal lines.
- 3 PAVILION. Approximately 1100m². Paving to external area.
- 4 CAR PARK. 125 car spaces.
- 5 2.5m WIDE SHARED USE PATH.
- 6 WALKWAYS. 1:20 max grade.
- 7 STEPS.
- 8 GRASSED SPECTATOR EMBANKMENT. Approximately 1:4 max grade.
- 9 GRASSED SPECTATOR EMBANKMENT. Approximately 1:10 max grade.
- 10 VEHICULAR MAINTENANCE & EMERGENCY ACCESS.